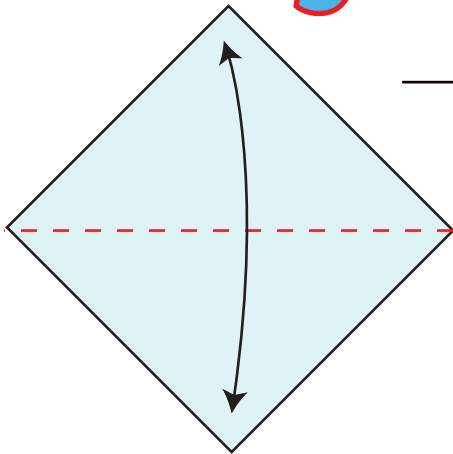
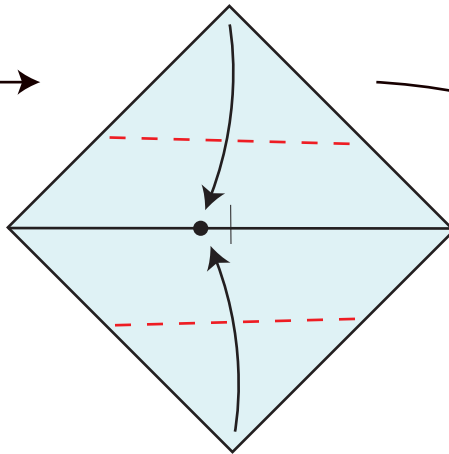


Snegle

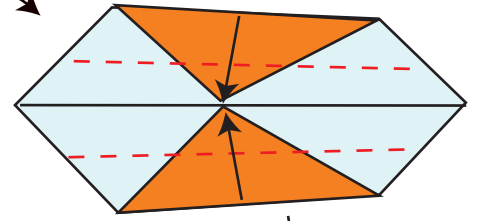
Skovsnegl dræbersnegl + snegl med hus
Design Erik Rønholt · Kvadratisk papir



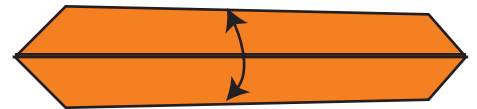
1. Fold diagonalt og fold ud igen.



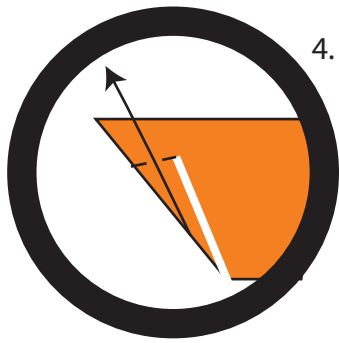
2. Fold hjørnerne ind til lidt ved siden af midten



3. Fold begge sider ind til midten.



4. Fold sammen i midterlinien.



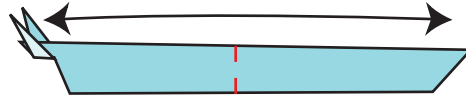
4. Klip et hak og fold et følehorn til hver side.



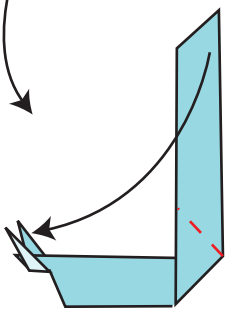
5. Den færdige traditionelle skovsnegl (eller dræbersnegl).



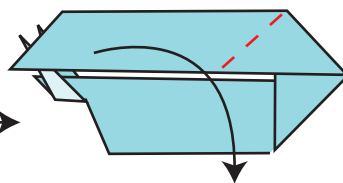
7. Fold halen skråt op.



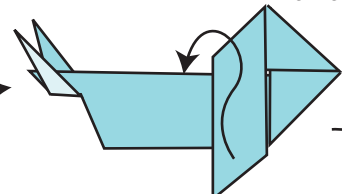
6. Fold fra snude til hale for at markere midten.



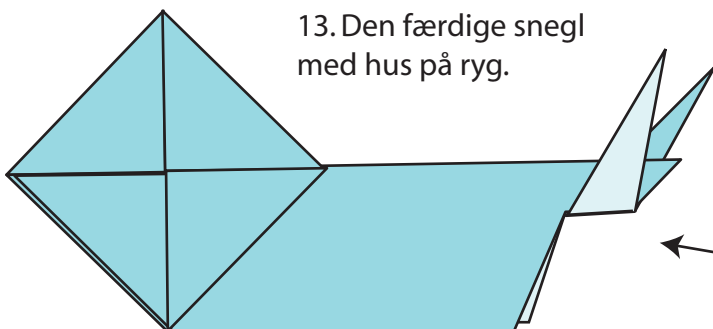
8. Fold halen skråt ned langs ryglinien.



9. Fold halen skråt ned endnu en gang.

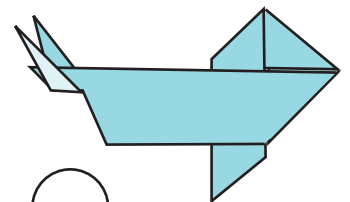
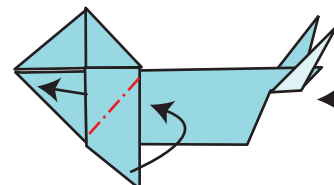


10. Put halen om på den anden side.



13. Den færdige snegl med hus på ryg.

12. Fold spidsen skråt ind under og helt ud til bagenden.



11. Vend dyret.