

Solhat

**

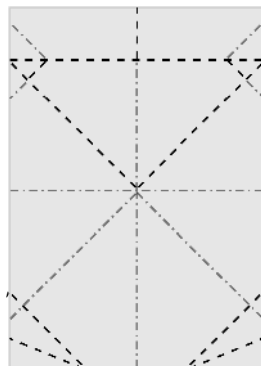
Design: Hans Dybkjær

Papir: 39 x 56 cm (tabloidavis)

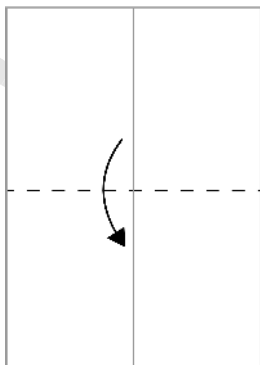
Model: 34 x 23 cm

Dobbelt avisside

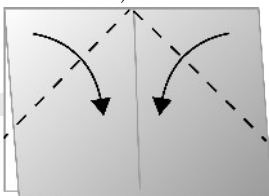
Denne hat er nem at folde, og med sin brede skygge er det en rigtig solhat. Vælg gerne en flot side.



1 Fold ned.

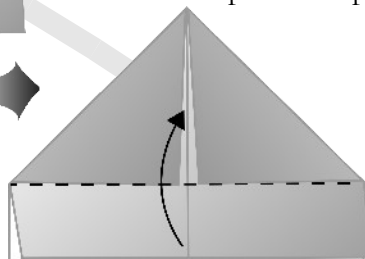


2 Fold hjørnerne ind.

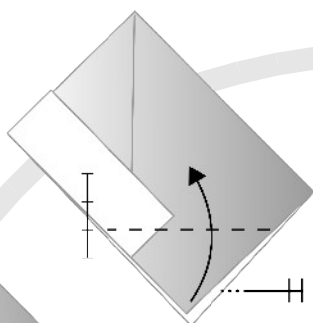


3

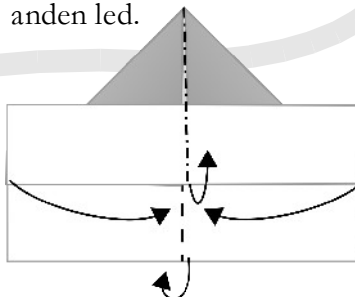
3 Øverste flap foldes op.



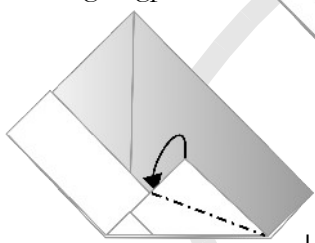
5 Fold trekanten op.
Gentag bagpå.



4 Åbn op og flad ud på den anden led.



6 Stik trekanten ned i lommen.
Gentag bagpå.



7 Åbn hatten lidt og tag den på.

